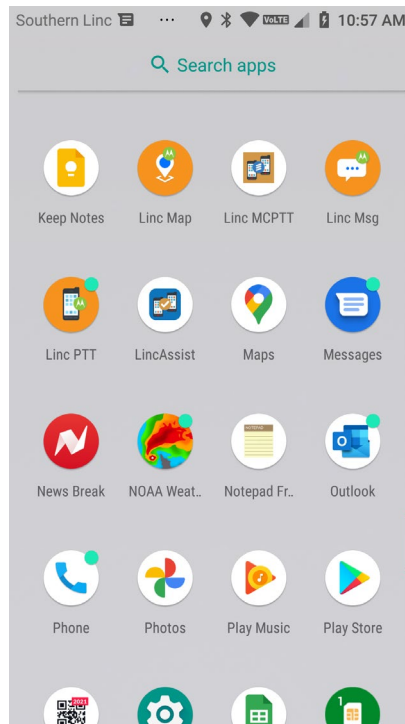



Using LincAssist

During a transitional period, both Linc PTT and Linc MCPTT can be used for PTT calls.


LincAssist is used to designate the PTT hard button to either Linc PTT (WAVE) or Linc MCPTT (Ericsson) during the migration transitional period.



From the Apps screen select LincAssist



Point the toggle button towards the PTT app you want to use.



Using One PTT App at a Time

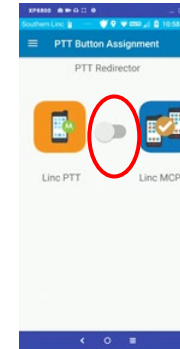
For an optimized experience, it is recommended to **use only one PTT app at a time and turn off the app not in use**

- *the hard PTT button can respond to only one app at a time (whichever is assigned via LincAssist)*
- *eliminates simultaneous incoming PTT calls from both Linc PTT and Linc MCPTT*
- *alleviates confusion of dual chatter*

Turning PTT Apps On and Off

Linc PTT

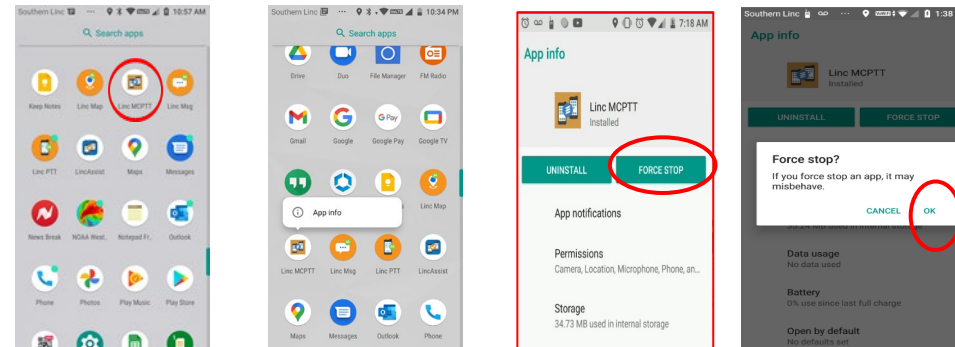
Linc PTT will be automatically turned on and off when the LincAssist toggle switch is changed



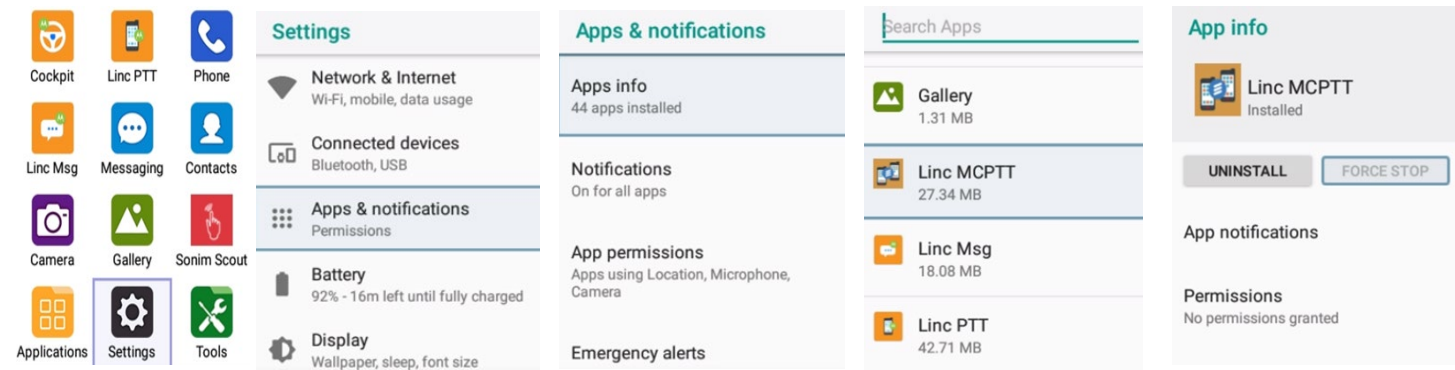
Linc MCPTT

To turn on: simply select the Linc MCPTT icon from the apps tray

To turn off (XP8): press icon, select app info, force stop




To turn off (XP5): go to settings, apps & notifications apps info, Linc MCPTT, force stop

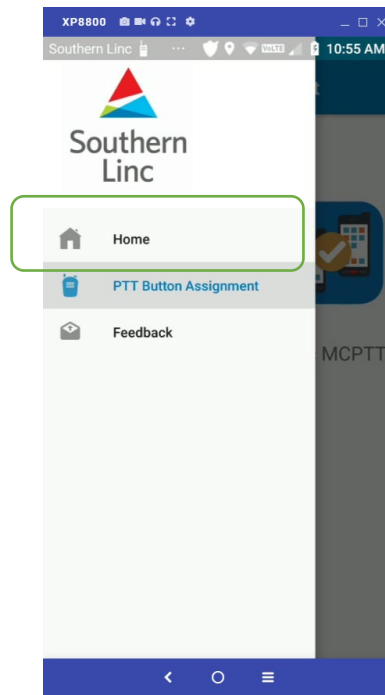


Linc Assist Additional Tabs


Use LincAssist to access Southern Linc website, Linc Support, and to provide feedback.



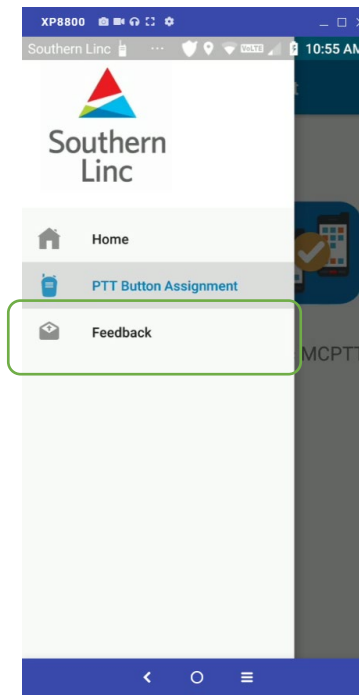
From the app main page, touch the menu bars in the upper left of the screen.



The App menu opens. Touch Home to go to the Southern Linc website.



Touch the menu bar again to return to the menu.



Touch feedback to send our support team a request for assistance or to report an issue.

