



Linc LTE Tip Sheet

Silent Talkgroup

Learn:

Have you had the need to silence your phone but had no way to turn off talkgroup chatter? Use the Silent Talkgroup feature to disable talkgroups while leaving 1-1 private calling on.

This feature is beneficial to users who want to eliminate talkgroup chatter:

- **during meetings**
- **while in quiet environments**
- **when not monitoring groups**

Note: Broadcast group calls and Emergency group calls will remain enabled.

Get:

To get the feature, your Sonim XP8/XP5s must have a later software version installed.

Update your device's software to the latest version by following these steps:

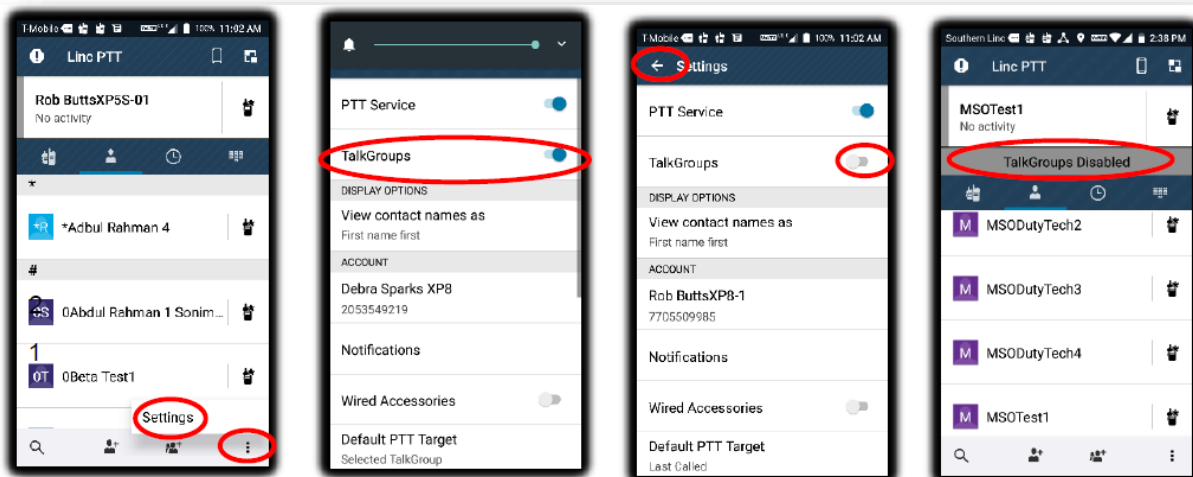
1. Connect to Wi-Fi
2. From the phone's **Settings** Menu go to **About Phone>Software Update** (if you do not see **About Phone**, then your device already has a later software version installed)
3. Select **Check for Updates** and then select **OK** when the update is found
4. Wait for the software download and software installation is complete (on XP5 select **Install** to begin installation)
5. Select **Reboot** (XP8 only), then **OK** to complete the update
6. On XP8, select **OK** to the **Update Complete message** once the phone powers up
7. Launch the Linc PTT applications and allow permissions and accept Terms of Use



Use:

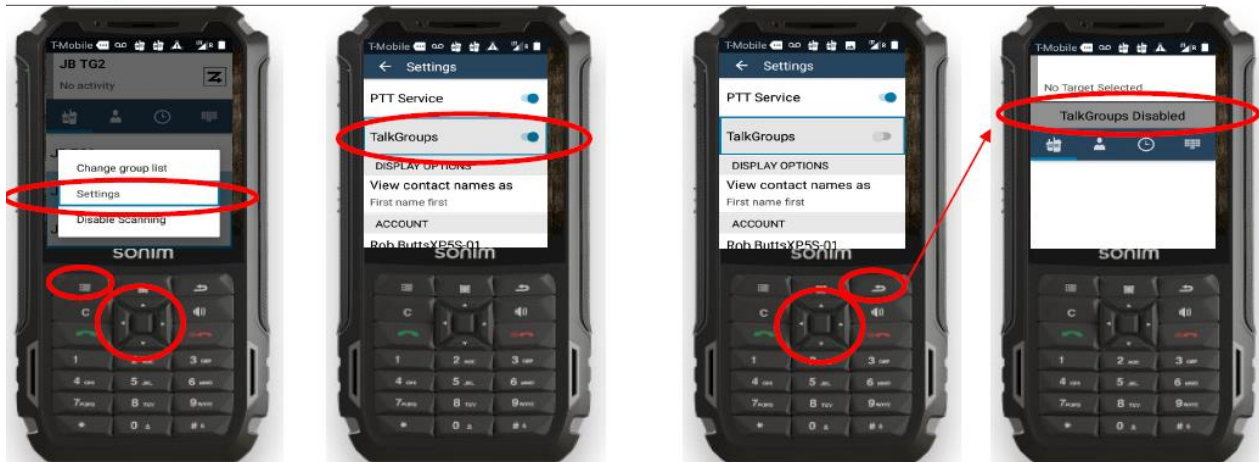
To disable talkgroups on the Sonim XP8:

1. Open the Linc PTT app
2. Select "Settings"
3. Locate "Talkgroups"
4. Touch the toggle button to disable Talkgroups
5. Touch the back arrow at the top of the screen
6. Ensure "Talkgroups Disabled" is shown

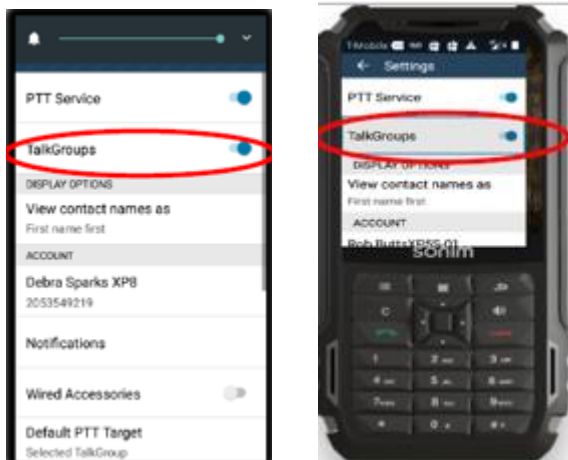


To disable talkgroups on the Sonim XP5S:

1. Open the Linc PTT app
2. Select the "Menu" button
3. Use the 5-way keypad to scroll to and select "Settings"
4. Use the 5-way keypad to scroll to and select "Talkgroups"
5. Press the "Enter" button on the 5-way keypad to disable Talkgroups
6. Press the "Return" button in the upper right of the keypad
7. Ensure "Talkgroups Disabled" is shown



To enable talkgroups on the Sonim XP8 and XP5S, follow the previous instructions and ensure the "Talkgroups" button is blue.



Support:

For more detailed information and instruction on getting and using this feature, visit the [Southern Linc Knowledge Center](#) or watch the videos by clicking the following links:

[Silent Talkgroup XP5S Video](#)

[Silent Talkgroup XP8 Video](#)

For additional support,
Contact Customer Solutions at 1-888-715-5548